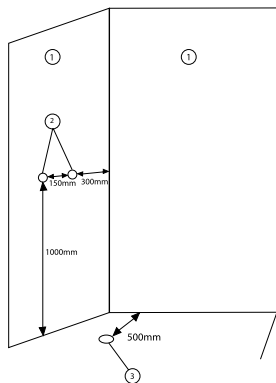
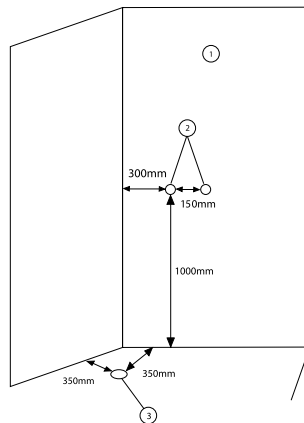


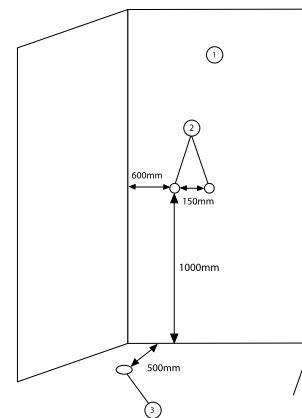
**5030-10, 5040-10, 5050-10,
5060-10**



**5020-10, 5010-09, 5010-11,
5005, 5006, 5015, 5016,
5025, 5026, 5004, 5007**



5070-10



Paigaldustingimused

- 1) TOITEKAABLIALA TAGASEINAS (KAABEL 3x2,5 m² VABA OTS SEINAST +1M)
- 2) 1/2" KÜLM/SOE VEESISENDID VARUSTATUD KUULKRAANIDEGA
- 3) KANALISATSIOONIÜHENDUS (Ø50mm) JOONIS SOBIB TOOTEGA 5070-10